

Improvements in GSTR-1

A revamped & enhanced version of GSTR-1/IFF is being made available on the GST Portal to improve the taxpayer experience. These enhancements, would enable the Saving of the GSTR-1 details on the GST Portal efficient and user friendly. Further, changes are being implemented incrementally in a gradual manner, to leverage the familiarity of taxpayer so as to ensure that taxpayers can adapt to the changes smoothly. The changes would be implemented in two phases, to ensure that disruption to the taxpayers is minimal, and valuable feedback received is accounted for in subsequent phase. This advisory covers the changes being brought in Phase -1 while the advisory about Phase -2 changes would follow.

GSTR-1 can be viewed as usual by navigating from **Returns Dashboard > Selection of Period > Details of outward supplies of goods or services GSTR-1 > Prepare Online.**

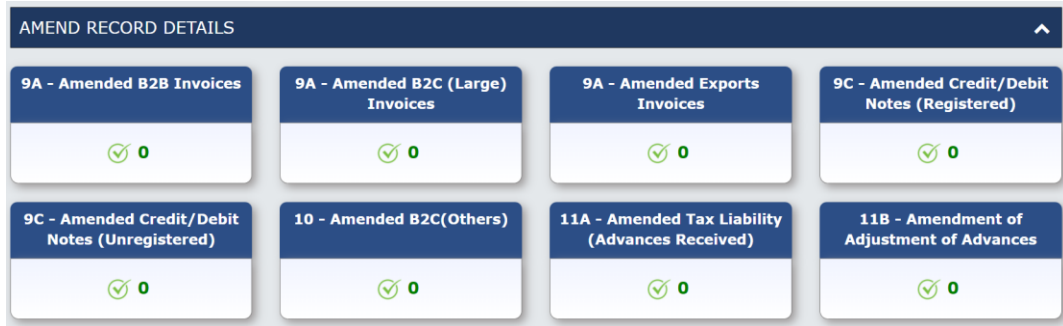
The following provides an overview of the updated functionality and their benefits in Phase 1:

1. **Reorganized GSTR-1 Dashboard** – Taxpayers will now experience an enhanced online user interface in GSTR-1/IFF with the following changes:
 - i. GSTR-1/IFF has been grouped in two sections namely *ADD RECORD DETAILS* and *AMEND RECORD DETAILS*.

| ADD RECORD DETAILS | | | |
|---|---|--|--|
| 4A, 4B, 6B, 6C - B2B Invoices | 5A, 5B - B2C (Large) Invoices | 6A - Exports Invoices | 7 - B2C (Others) |
| ✓ 42 | ✓ 5 | ✓ 3 | ✓ 6 |
| 8A, 8B, 8C, 8D - Nil Rated Supplies | 9B - Credit / Debit Notes (Registered) | 9B - Credit / Debit Notes (Unregistered) | 11A(1), 11A(2) - Tax Liability (Advances Received) |
| ✓ 0 | ✓ 6 | ✓ 4 | ✓ 1 |
| 11B(1), 11B(2) - Adjustment of Advances | 12 - HSN-wise summary of outward supplies | 13 - Documents Issued | |
| ✓ 1 | ✓ 2 | ✓ 0 | |
| AMEND RECORD DETAILS | | | |

- ii. All the tables/tiles for new details addition shall be available under *ADD RECORD DETAILS* section while all the tables/tiles for amending previously filed details shall be available under *AMEND RECORD DETAILS* section. Re-arrangement of tables/tiles shall ensure that taxpayers can navigate in an easy manner to add or amend record details in the GSTR 1/IFF.
 - iii. By default, *ADD RECORD DETAILS* section shall be in expanded form (visible) and *AMEND RECORD DETAILS* section shall be in collapsed form (hidden). Taxpayers can expand or collapse these sections as per the requirement. As it has been observed that only

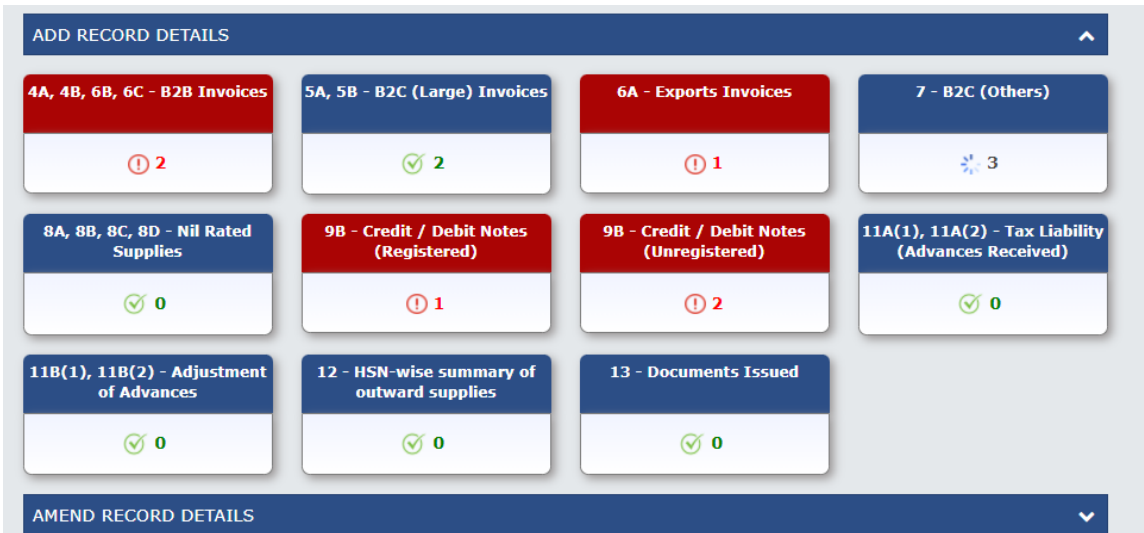
around 1% of details added are amended by taxpayers, that it why it will be in collapsed mode.



- iv. E-invoice advisory and help buttons have been moved to the top of the dashboard page for ease of access. It also is notable that e-invoice provisions are applicable only to selected taxpayers, having aggregate turnover above a particular threshold.



- 2. **Table/Tile Document Counts**– The document count for each tile (*table*) has been made more informative with color coding. The status of uploaded (*Saved, Pending, Errored*) documents with their count will also be made available. Taxpayer can now ascertain if there are any pending or errored records in any of the tables of GSTR-1/IFF from the dashboard itself. System shall update the count of records in the tiles on real time basis which will help in easy reconciliation. In case any record added by taxpayer is errored out, then the tile will be highlighted in red color. A sample image of the same is mentioned below for information.



- 3. **Enhancement in B2B and CDNR table/tile** – Taxpayers will now be able to view a new record details table with the details of the recipient -wise count of records. Record details table will have the following columns:

- v. **Taxpayer type** – Type of recipient taxpayer (Regular, SEZ, and Composition) shall be displayed in this column.
- vi. **Processed invoice** – Number of processed invoices will be available in this column with hyperlink. On clicking it, the taxpayer will navigate to document details page to view all the records added for the respective recipient(s).
- vii. **Pending/errored invoice** - Number of pending invoices will be available in this column with hyperlink. On click of it, taxpayer can navigate to pending/errored records details page to view all the records which are in pending or errored status for the respective recipient(s).
- viii. **Add Invoice** – Taxpayer can add new records for the selected recipient. On click of + symbol, add page shall open with pre-filled recipient GSTIN. On click of save, add page will reopen so that taxpayers can continue to add multiple records.
- ix. **Search** – A general search functionality has been added in Document details page. Using this, taxpayer can now search specific record pertaining to a specific GSTIN. This will help taxpayer to search added records seamlessly.

4A, 4B, 6B, 6C - B2B Invoices HELP

Recipient wise count

[ADD RECORD](#) [IMPORT EWB DATA](#)

Record Details

| Recipient Details | Trade/Legal Name | Taxpayer Type | Processed Invoices | Pending/Errored Invoices | Add Invoice |
|-------------------|------------------|------------------|--------------------|--------------------------|-------------|
| 33AHLPP8362BQZM | GSTN | Regular taxpayer | 2 | 0 | |

[BACK](#)

4A, 4B, 6B, 6C - B2B Invoices HELP

Recipient wise count Document wise details

Processed records

33AHLPP8362BQZM GSTN

Display/Hide Columns: Records Per Page:

| Invoice no. | Invoice date | Total invoice value (₹) | Total taxable value (₹) | Integrated Tax (₹) | Central tax (₹) | State/UT Tax (₹) | Cess (₹) | Source | Actions |
|-------------|--------------|-------------------------|-------------------------|--------------------|-----------------|------------------|----------|--------|---------|
| B2B1 | 15/05/2021 | 1,11,111.00 | 11,111.00 | 0.00 | 277.78 | 277.78 | 0.00 | | |
| B2B | 20/05/2021 | 13,214.00 | 12,31,234.00 | 0.00 | 30,780.85 | 30,780.85 | 0.00 | | |

[BACK](#)

- 4. **Records per page feature** – System will now provide the records per page feature in all the tables under *ADD RECORD DETAILS* section leading to ease of viewing. This feature will allow the

taxpayers to customized number of records to be viewed on per page. By default, the Records per page will be set at 10 records per page and can be increased to view 100 records per page.

Dashboard > Returns > GSTR-1/IFF > EXP English

6A - Exports Invoices HELP ⓘ ↻

ADD RECORD IMPORT EWB DATA

Processed records Display/Hide Columns: [v] Records Per Page: 10 [v]

| Invoice no. | Invoice date | GST Payment | Total invoice value (₹) | Total taxable value (₹) | Integrated Tax (₹) | Cess (₹) | Source | Actions |
|-------------|--------------|---------------------|-------------------------|-------------------------|--------------------|----------|--------|-----------------|
| EXPWP | 15/05/2021 | With Payment of Tax | 1,32,14,123.00 | 31,23,123.00 | 93,693.69 | 0.00 | | [edit] [delete] |

BACK

5. **Steps to file GSTR-1/IFF** – A new check has been introduced in the system which will check that whether the taxpayer has added new records after generating the summary. **Taxpayers may please note that there would be changed flow in such a situation. In case new records have been added, the SUBMIT and PREVIEW buttons will be disabled till a new summary has been generated after updating records.** This check will ensure that filing of GSTR-1/IFF always happens with the correct & update summary only, and no mistake happens in this regard.

Taxpayer can upload details of outward supplies and file GSTR-1/IFF by following the steps enumerated below:

- a. Taxpayer can add or amend records in respective tables of GSTR-1/IFF.
- b. Once the records are saved, taxpayer shall click on GENERATE SUMMARY button.

Dashboard > Returns > GSTR-1/IFF English

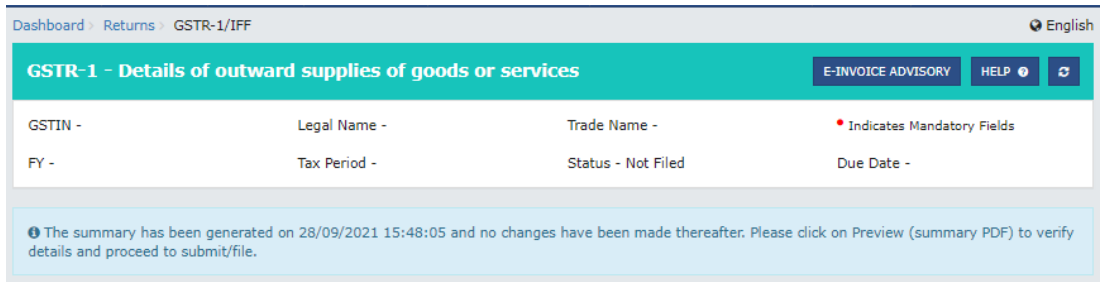
GSTR-1 - Details of outward supplies of goods or services E-INVOICE ADVISORY HELP ⓘ ↻

GSTIN - Legal Name - Trade Name - Indicates Mandatory Fields

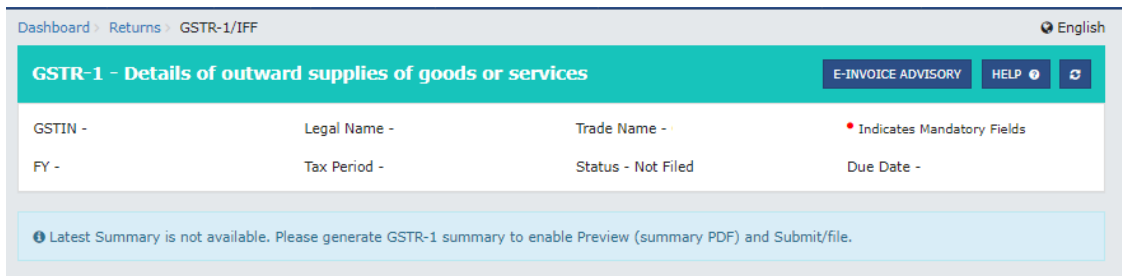
FY - Tax Period - Status - Not Filed Due Date -

Generate GSTR-1 Summary process is initiated. Post completion of request preview (summary PDF) shall be enabled. You can click refresh icon to check completion of request. Please wait for 5 minutes to regenerate the summary again.

- c. After the summary is successfully generated, system will enable PREVIEW and SUBMIT buttons.
- d. If the taxpayer intends to verify summary of GSTR-1/IFF, taxpayer can click PREVIEW button to download summary PDF.



- e. Taxpayer can make necessary changes before SUBIT/FILE of GSTR-1/IFF. However, if any new records are added after generating the summary, the SUBMIT and PREVIEW buttons will be disabled till a new summary has been generated by clicking GENERATE SUMMARY button after updating records.
- f. Taxpayer will also be informed to generate new summary, in case the latest summary is not available/generated.



- g. After the changes done in GSTR-1/IFF, taxpayer shall click on Generate summary button and can submit/file GSTR-1/IFF.

The next phase of the GSTR-1 enhancement will provide the taxpayers with an enhanced GSTR-1 online summary view, recipient(s) wise summary PDF and remove need of SUBMIT before FILE. The details regarding the same will also be informed to the taxpayers in due course.

* * *